

&\$\$\*



或

長公司

# Semiconductor Manufacturing International Corporation

(在上海群島註冊成立的有限公司)  
(股份代號：981)



\* 僅供識別



•

---

1.	3
2.	4
3.	5
4.	6
5.	15
6.	22
7.	36
8.	37
9.	39
10.	40
11.	42

**1995**

1995

•

•  
•  
•  
•  
•  
•  
•  
•  
•  
•  
•

				8		12		8		12
0.35	2.25									
	0.25	0.18	0.15	0.13	90					
0.22	0.21	0.20	0.19		0.18			0.25		
		0.14	0.13			0.11	0.10	0.16		0.15

•



Semiconductor Manufacturing International Corporation

\*

PO Box 309 GT  
Ugland House  
George Town  
Cayman Islands

18  
201203

XI

9  
30 3003

<http://www.smics.com>

0981  
SMI

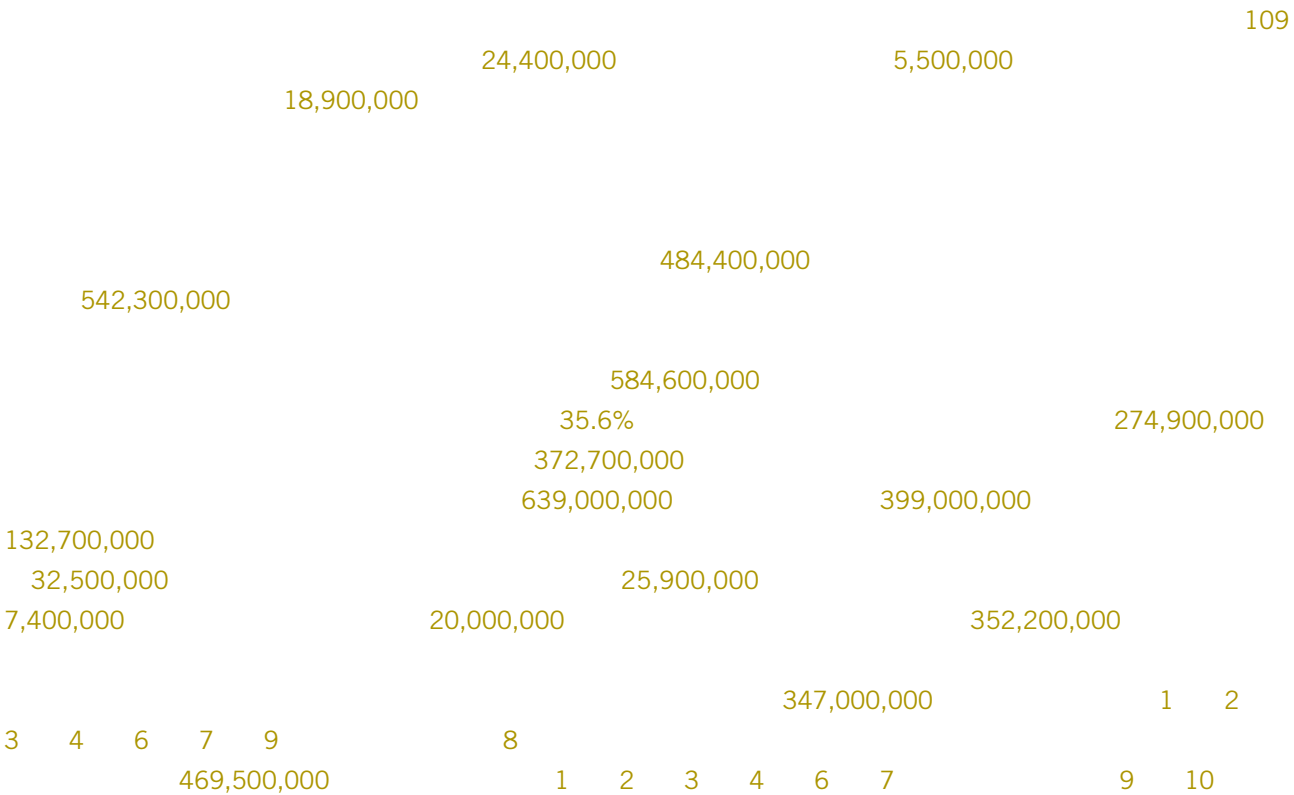
\*



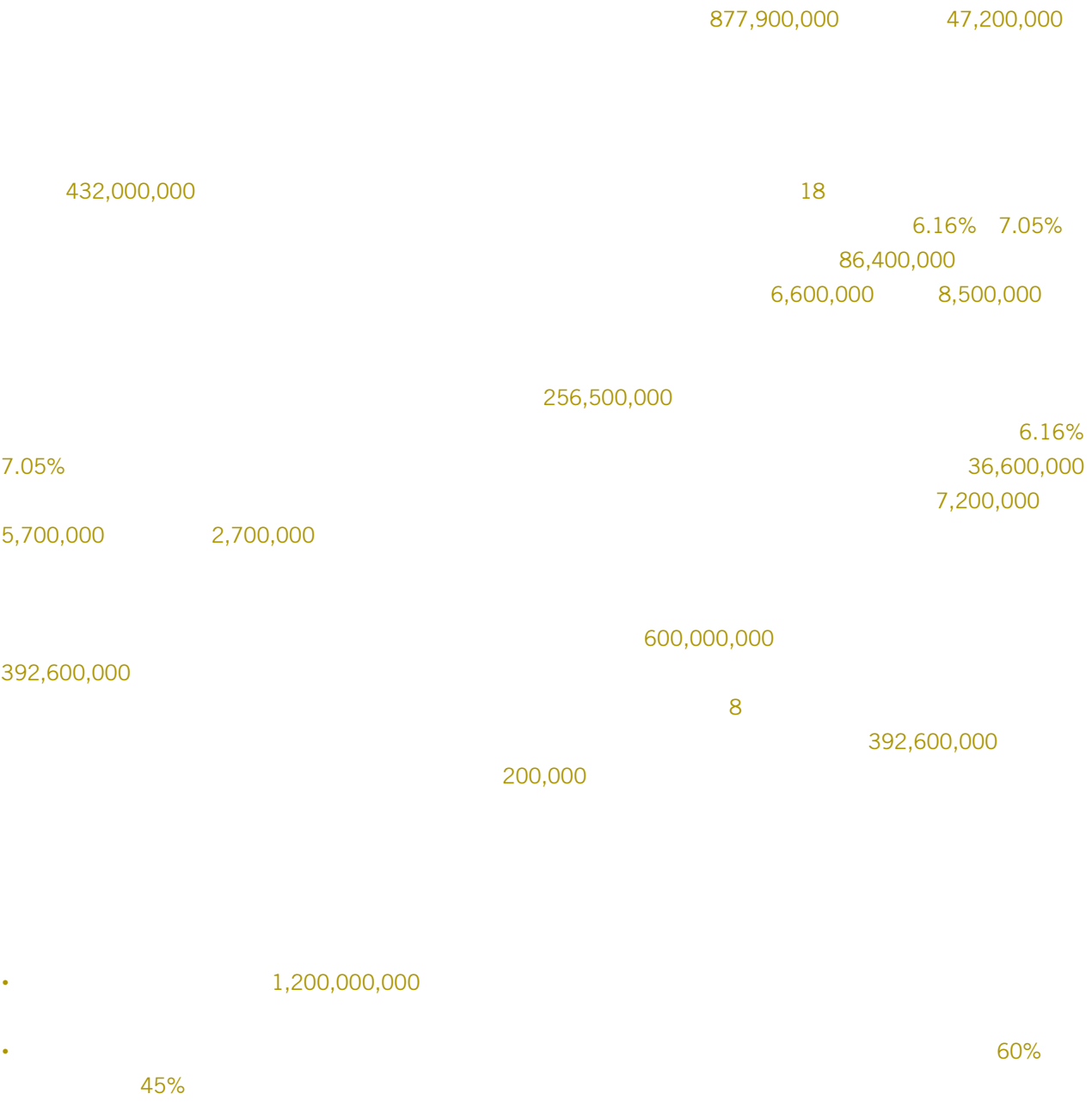
				528,300,000	34.9%	
712,600,000						
	26.2%	615,411	8	776,508	8	
		817	7.1%	875		
		951	1.2%	962		0.18
		5.6%	85.0%	90.6%		
				506,800,000	22.3%	
620,000,000						
				92,600,000		
21,500,000					4.1%	
13.0%						
				75,600,000	39.6%	
105,500,000						







•



•


•


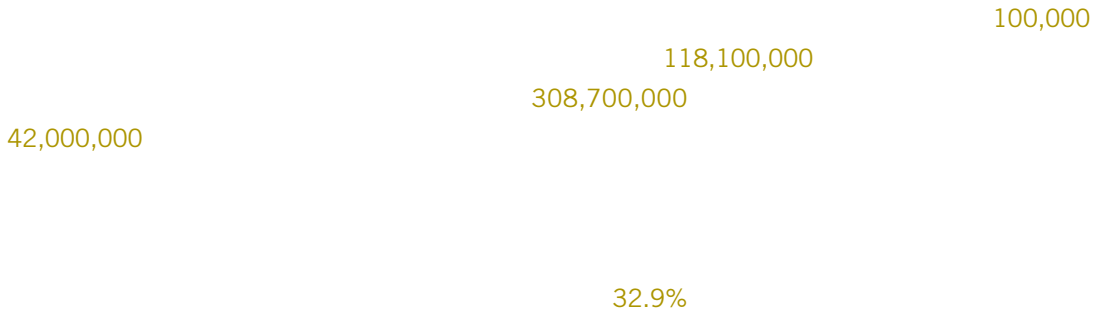
EBITDA

1.5

85,000,000 (ii) 300,000,000  
 Atradius Dutch State Business N.V.

ABN AMRO Bank N.V. Commerz Bank (Nederland) N.V. (i)  
 105,000,000







3,800,000

17

•



- 12 90 DDR2 SDRAM 90  
65 12
- 8 0.35 0.18
- 12 90
- SAIFUN 90 2GB NROM Flash• D





[www.smics.com](http://www.smics.com)

A.2.1

•





(2)

(3)

(1)  
(4)

•



Ltd. Integrated Silicon Solution, Inc.

SINA Corporation Flextronics International  
303A.07(a)

•

•

•

•

•

•

•

•

•

•

•

(iii)

(i)  
(iv)

(ii)

(i)

(ii)

•



•

•

•

•

•



PCAOB

404

Manual 303A

New York Stock Exchange Listed Company  
303A

<http://www.smics.com/website/enVersion/IR/corporategovernance.htm>

1.

2.

42,354,965

1,301,500

---

18,342,734,332

25% 70%


10%

20%





118,190,824  
18,536,451  
122,418,740  
5,810,000



290,000  
22,969,699  
500,000  
14,417,620  
250,000  
12,500

10,328,750  
25,000  
200,000  
250,000  
175,000  
20,000  
50,000  
22,214,199  
520,000  
14,417,620  
250,000  
12,500



---

	10,416,250
	25,000
	200,000
	250,000
	175,000
	40,000
	100,000
	22,214,199
	540,000
	14,417,620
	250,000
	12,500
	10,416,250
	25,000
	200,000
	250,000
	175,000
	140,000
	350,000
	427,774
	640,000
	14,417,620
	250,000
	12,500
	10,143,750
	25,000
	200,000
	250,000
	175,000
	87,500

3.

	571		336
	5%		
	1,814,991,340	(1)	9.89%
	28,075,460	(2)	0.15%
	20,200,000	(3)	0.11%
	17,060,000	(4)	0.09%
	145,776,012	(5)	0.79%
	2,026,102,812		11.03%
Credit Suisse Group <sup>(6)</sup>	37,025,000	(7)	0.20%
	771,998,030	(8)	4.21%
	895,774,000	(9)	4.88%
	59,961,500	(10)	0.33%
	2,044,000	(11)	0.01%
	371,000	(12)	0.00%
	35,780,400	(7)	0.19%
	79,172,000	(8)	0.43%
	2,712,917,000	(9)	14.79%
	46,920,000	(10)	0.26%
	1,810,000	(11)	0.01%
	1,767,173,530		9.63%
	2,876,599,400		15.68%

(1) S. I. Technology Production Holdings Limited SITPHL  
 SIIC Capital (B.V.I.) Limited  
 Shanghai Investment Holdings Limited SIIC CM Development Limited  
 Investments Holdings Limited Shanghai Industrial Investment Treasury Company Limited Shanghai SITPHL  
 1,814,991,340

- (4) SIIC Finance Co. Ltd. SIIC Asset Management Co. Ltd. SF Finance (BVI) Co. Ltd. SF Finance (BVI) Co. Ltd. Shanghai Industrial Financial (Holdings) Co. Ltd. Shanghai Industrial Financial (Holdings) Co. Ltd. Shanghai Industrial Financial Holdings Ltd.
- (5) SIIC Treasury (B.V.I.) Limited
- (6) Credit Suisse Form 2
- (7) Credit Suisse Securities (USA) LLC Credit Suisse (USA), Inc. Credit Suisse Holdings (USA) Inc. Credit Suisse Holdings (USA) Inc. 57% Credit Suisse 43%  
Credit Suisse Group Credit Suisse Credit Suisse Group
- (8) Credit Suisse International 24% 56% 20% Credit Suisse (International) Holding AG Credit Suisse Credit Suisse Group Credit Suisse (International) Holding AG Credit Suisse Credit Suisse Group
- (9) Credit Suisse (Hong Kong) Limited 13.76% Credit Suisse First Boston International (Guernsey) Limited 86.24% Credit Suisse (International) Holding AG Credit Suisse First Boston International (Guernsey) Limited Credit Suisse (International) Holding AG Credit Suisse (International) Holding AG Credit Suisse Credit Suisse Group
- (10) Credit Suisse Securities (Europe) Limited Credit Suisse Investment Holdings (UK) 98.07% Credit Suisse Investments (UK) 1.93% Credit Suisse First Boston Management AG Credit Suisse Investments (UK) Credit Suisse First Boston Management AG Credit Suisse (International) Holding AG Credit Suisse (International) Holding AG Credit Suisse Credit Suisse Group
- (11) Credit Suisse Credit Suisse Group
- (12) Credit Suisse, New York Branch Credit Suisse Credit Suisse Group

#### 4.

XV

7 8

352

---

(1)	35,579,550
(2)	17,100,000
(3)	20,000,000
	9,790,000
	11,200,000
	93,669,550

\*

	(4)	15,300,010	
	(5)	500,000	
		15,800,010	*
	(5)	500,000	*
	(5)	500,000	
	(6)	1,500,000	
		2,000,000	*
	(5)	500,000	*
	(5)	500,000	*
	(5)	500,000	*
		1,350,000	*

*	1%		
(1)		Scarlett K. Chang	10,000,000
		The Richard and Scarlett Chang Family Foundation	The Richard and Scarlett Chang Family Foundation
	501(c)(3)	Scarlett K. Chang	2,639,550
(2)		15,100,000	2,000,000
			25%
(3)		Jade Capital Company, LLC	Scarlett K. Chang
	501(c)(3)	LLC	LLC
(4)		AP3 Co-Investment Partners, LDC	15,300,010
(5)		500,000	
(6)		1,500,000	

\*

500,000	\$0.05	500,000		500,000	\$0.07
1,000,000	\$0.10	1,000,000		1,000,000	\$0.33
50,000	\$0.05	50,000		50,000	\$0.03
20,000	\$0.05	20,000	20,000		\$0.14
4,100,000	\$0.10	100,000		100,000	\$0.14
1,350,000	\$0.02	1,350,000		1,350,000	\$0.05
1,500,000	\$0.05	1,500,000	50,000	1,450,000	\$0.14
10,700,000	\$0.10	2,450,000	295,000	2,155,000	\$0.14
900,000	\$0.25	900,000		900,000	\$0.33
4,600,000	\$0.10	2,500,000		2,500,000	\$0.35
12,300,000	\$0.25	7,380,000		7,380,000	\$0.35
89,385,000	\$0.01	7,084,000	560,000	6,598,500	\$0.03
2,216,000	\$0.01	330,000	2,000	328,000	\$0.03
575,000	\$0.01	35,000		35,000	\$0.03
60,000	\$0.01	42,000		42,000	\$0.03
1,597,000	\$0.01	25,000		25,000	\$0.03
95,000	\$0.01	35,000		35,000	\$0.03
80,000	\$0.01	40,000		40,000	\$0.03
745,000	\$0.01	69,000		69,000	\$0.03
1,045,000	\$0.01	570,000	94,000	476,000	\$0.03
2,220,000	\$0.01	128,000	40,000	88,000	\$0.03
20,000	\$0.01	14,000	14,000		\$0.03
50,000	\$0.01	50,000		50,000	\$0.03
140,000	\$0.01	100,000		100,000	\$0.03



\*

59,699,900	\$0.05	36,063,000	3,134,942	666,058	32,262,000	\$0.17
49,535,400	\$0.10	30,874,460	1,747,500	534,750	28,692,210	\$0.29
130,901,110	\$0.10	95,612,366	3,949,662	4,375,243	87,287,461	\$0.33
12,885,000	\$0.10	9,554,000	175,000	250,000	9,129,000	\$0.33
14,948,600	\$0.10	5,724,100	121,900	116,800	5,485,400	\$0.33
76,954,880	\$0.25	60,674,235	5,363,080		55,311,155	\$0.33
462,000	\$0.11	202,000			202,000	\$0.14
50,000	\$0.11	50,000			50,000	\$0.15
254,098,700	\$0.11	25,865,800	10,000	904,600	24,951,200	\$0.11
50,000	\$0.11	50,000			50,000	\$0.11
780,000	\$0.35	617,500	40,000		577,500	\$0.11
58,357,500	\$0.11	8,523,190	54,190	70,000	7,905,050	\$0.12
51,384,000	\$0.11	6,294,800	50,000	618,000	5,626,800	\$0.13
63,332,000	\$0.11	15,723,500	117,000	1,514,000	14,092,500	\$0.14
4,530,000	\$0.11	805,000			805,000	\$0.14
73,804,800	\$0.11	17,995,090	764,270	387,900	16,842,920	\$0.15
12,686,000	\$0.11	2,157,000	14,000	6,000	2,137,000	\$0.17



\*

500,000	\$0.22	500,000	500,000	\$0.22
190,000	\$0.35	150,000	150,000	\$0.35
1,100,000	\$0.20	1,100,000	1,100,000	\$0.20
11,640,000	\$0.15	11,640,000	11,640,000	\$0.15
20,000	\$0.35	20,000	20,000	\$0.35
200,000	\$0.20	200,000	200,000	\$0.20
100,000	\$0.20	100,000	100,000	\$0.20
3,580,000	\$0.15	3,580,000	3,580,000	\$0.15

z



+

•

5.

2

6.

17

•

7.

8.

3.24

3.24

1.

3.24

2.

•

9.











18,301,680,867	7,321	32	3,291,408		139	(24,882)	(247,919)	3,026,099	
42,354,965	17		1,639					1,656	
(1,301,500)	(1)		(35)					(36)	
			(24,882)			24,882			
			12,171					12,171	
			(5,154)					(5,154)	
							(6,501)	(6,501)	(6,501)
					52			52	52
					(28)			(28)	(28)
18,342,734,332	7,337	32	3,275,147		163		(254,420)	3,028,259	(6,477)
18,232,179,139	7,293	32	3,289,725	(391)	388	(51,178)	(136,385)	3,109,484	
			(33)					(33)	
18,683,466	8		1,046					1,054	
(4,247,500)	(2)		(74)					(76)	
				103				103	
			(732)			14,071		13,339	
							(70,440)	(70,440)	(70,440)
					(382)			(382)	(382)
					142			142	142
					(80)			(80)	(80)
18,246,615,105	7,299	32	3,289,932	(288)	68	(37,107)	(206,825)	3,053,111	(70,760)





1.

APB 28

16

28

2.

(a)

Staff Account Bulletin 107

(b)

3.

48

109

48

155

133

140

155

155

47

143

47

47

47

47

4.

5.

	( APB 25 )	SFAS 123	SFAS 148 <sup>25</sup>	
			123(R)	SFAS123(R)
	SFAS123(R)	SFAS123(R)		(i)
	(ii)		SFAS123(R)	SFAS123(R)
	SFAS123(R) 0.0003	SFAS123(R)	0.0003	5,200,000
	13,339,000			12,171,000

5.

SFAS 123

	(70,440)
	13,339
	(18,580)
	(75,681)
	(75,681)
	(0.00)
	(0.00)
	(0.00)
	(0.00)

(1)		4.85%	3.75%
(2)		4	4
(3)		35.16%	21.00%
		0%	0%

(1)

(2)

(3)

5.

1,317,000,000				
	473,253,517			843,246,483
998,675,840	536,566,500	A		A
			556,566,710	
	352,105,510			
<hr/>				
			1,045,963,402	0.13
			85,072,560	0.15
			(42,228,815)	0.04
			(58,986,920)	0.17
<hr/>				
			<b>1,029,820,227</b>	<b>0.14</b>
<hr/>				
<hr/>				
				<b>0.05</b>
<hr/>				
2,414,000				

5.

0.01	62,511,700	5.32	\$0.01	58,347,200	\$0.01
0.02	56,964,350	5.88	\$0.02	54,185,350	\$0.02
0.05	164,010,464	6.60	\$0.05	49,315,938	\$0.05
0.10-0.15	443,864,218	8.25	\$0.13	100,719,886	\$0.11
0.20-0.28	264,976,845	8.36	\$0.22	84,270,451	\$0.22
0.31-0.35	37,492,650	7.68	\$0.35	37,492,650	\$0.35
	1,029,820,227			384,331,475	

51,298,000 18,411,000  
11,010,000

1,770,000 242,000

(1)					5.19%
(2)					10
(1)					33.10%
(2)					0%

2.5% 455,409,330



5.

		189,739,191	0.14
		5,810,000	0.15
		(346,000)	0.20
		(16,178,676)	0.12
		<b>179,024,515</b>	<b>0.14</b>
873,000		5,810,000	
		2,658,000	

41,286,000

1.27

6.

		<b>220,458</b>	192,303
30		<b>26,670</b>	38,018
31 60		<b>5,983</b>	2,528
60		<b>4,137</b>	8,485
		<b>257,248</b>	241,334







14.

(b)

42,000,000

(c)

3 10

2,630,000

3,505,000

637,000

345,000

(d)

2,991,000

963,000

(e)

---

347

265

60

60

60

2,704

---

3,496

---

218,000

84,000

15.

	(11,655)	(70,440)
	5,154	
	(6,501)	(70,440)
	18,362,887,414	18,237,534,971
	(27,479,926)	(182,124,908)
	18,335,407,488	18,055,410,063
	(0.00)	(0.00)
	(0.00)	
	(0.00)	(0.00)
	417,113,526	312,799,480

16.

17.



